# Measuring amplifier GSV-5A6 SubD44HD/010/2.5kHz

Item number: 14074



## Highlights

- 6-channels amplifier
- analog output: ±10 V, cutoff frequency 2.5 kHz
- Miniature aluminium housing 124 x 72 x 28 mm³
- Zero setting function (set and reset)
- Self-test function (shunt calibration)

The GSV-5A6 measuring amplifier is an amplifier with 6 independently configurable channels for strain gauge sensors, such as force sensors, torque sensors, acceleration sensors, or strain transducers.

Sensors are connected via a SubD44HD socket. Due to its compact dimensions and the SubD44HD socket, the measuring amplifier is ideal for connecting force/torque sensors and for mounting in close proximity to the sensor, e.g., on robot axis 3.

The output signals are connected to the SubD15 socket on the rear panel.

The 10 V DC...28 V DC power supply can be connected via the 4-pin M8 connector or the SubD15 socket on the rear panel. There are also two digital inputs with levels of 10...28 V for zeroing all output signals for shunt calibration.

The status after zeroing is permanently stored in an EEPROM of the measuring amplifier and remains intact even after a power interruption.

This measuring amplifier is suitable for connecting bridge sensors from 120 ohms to 5000 ohms or full-bridge strain gauges. Connection is possible using either a 4- or 6-wire connection. The sensor leads can be left open.The GSV-5A6 measuring amplifier is supplied with an 18 V power supply and cables suitable for the Sub-D sockets.The GSV-5A6 is operated and configured via a membrane keypad. The measuring range can be set in increments of 4.0, 2.0, 1.0, and 0.5 mV/V using the membrane keypad. Automatic zero signal adjustments can be triggered for the three channels. A self-test (shunt calibration) can be initiated. Locking is possible.

ME-Meßsysteme GmbH
Eduard-Maurer-Str. 9
DE-16761 Hennigsdorf

Tel: +49 (0)3302 8982 4 10
Mail: vertrieb@me-systeme.de
Web: www.me-systeme.de

Stand: 21.03.2026

## Technical Drawing

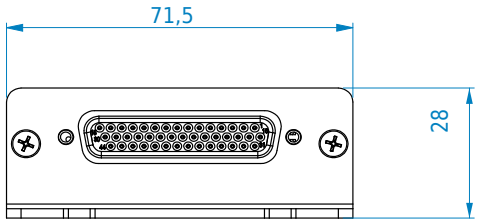


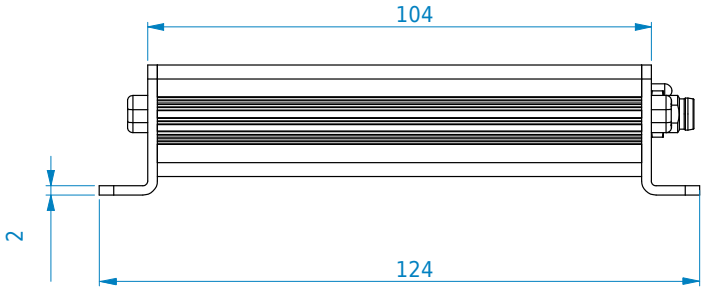








ME-Meßsysteme GmbH
Eduard-Maurer-Str. 9
DE-16761 Hennigsdorf

Tel: +49 (0)3302 8982 4 10
Mail: vertrieb@me-systeme.de
Web: www.me-systeme.de

Stand: 21.03.2026

# Technical Data

| Basic Data | | Unit |
|---|---|---|
| Dimensions | 124 x 72 x 28 | mm |
| Housing | Aluminium | |
| Connection | Plug connector | |
| Connection type | Sub-D44HD | |
| Number of channels | 6-channel | |
| Interface | ±10V, 4...20mA | |
| Functions | Tara, Gain, Shunt, Lock | |

| Input analog | | Unit |
|---|---|---|
| Number of analog inputs | 6 | |
| Input sensitivity-steps | 2.0 \| 1.0 \| 0.5 \| 4.0 | mV/V |

| Output analog | | Unit |
|---|---|---|
| Number of analog outputs | 6 | |
| Voltage output from | -10 | V |
| Voltage output to | 10 | V |
| Output resistance - voltage output | 47 | Ohm |
| Zero adjustment to | 0 | V |

| Accuracy data | Unit |
|---|---|

| Measuring frequency | | Unit |
|---|---|---|
| Limit frequency (analog) | 2.5 | kHz |

ME-Meßsysteme GmbH
Eduard-Maurer-Str. 9
DE-16761 Hennigsdorf

Tel: +49 (0)3302 8982 4 10
Mail: vertrieb@me-systeme.de
Web: www.me-systeme.de

Stand: 21.03.2026

| Supply | | Unit |
|---|---|---|
| Supply voltage from | 10 | V |
| Supply voltage to | 28 | V |
| Strain gauge bridge supply | 5 | V |

| Interface | | Unit |
|---|---|---|
| Type of the interface | Analog | |
| Quantity of the interface | 6 | |

| Zero Adjustment | | Unit |
|---|---|---|
| Type | Button \| Digital | |
| Tolerance | 1 | mV |
| Time period | 160 | ms |
| Debouncing time | 2 | s |
| Trigger level from | 3 | V |
| Trigger level to | 24 | V |
| Trigger edge | falling | |

| Environmental Data | | Unit |
|---|---|---|
| Rated temperature range from | -10 | °C |
| Rated temperature range to | 65 | °C |
| Operating temperature range from | -40 | °C |
| Operating temperature range to | 85 | °C |
| Environmental protection | IP50 | |

ME-Meßsysteme GmbH
Eduard-Maurer-Str. 9
DE-16761 Hennigsdorf

Tel: +49 (0)3302 8982 4 10
Mail: vertrieb@me-systeme.de
Web: www.me-systeme.de

Stand: 21.03.2026